

What's in a War?

Rob Williams

Washington University in St. Louis

January 29, 2020

- How many ongoing civil wars as of 12/31/2018?

- How many ongoing civil wars as of 12/31/2018?
- 52

- How many ongoing civil wars as of 12/31/2018?
- 52
- Where did I get this number from?

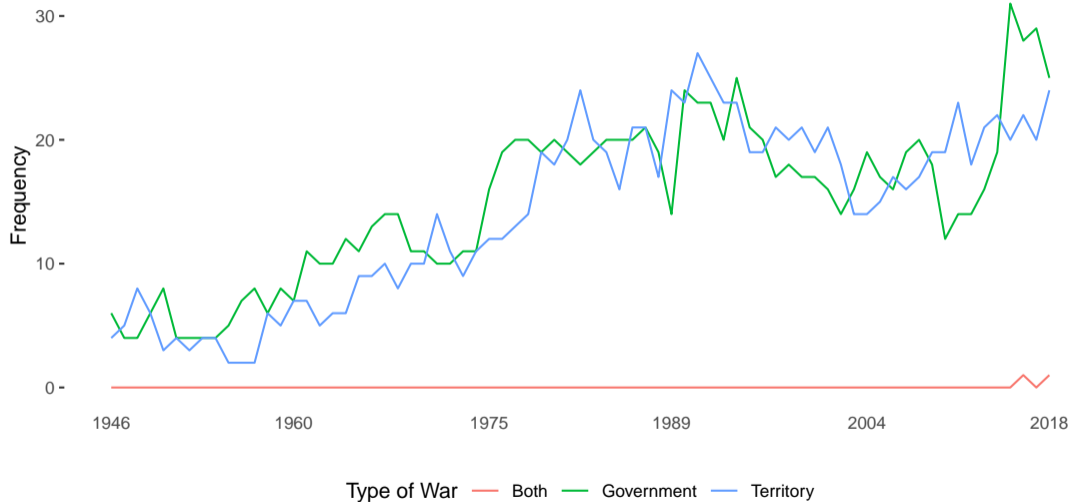
- How many ongoing civil wars as of 12/31/2018?
- 52
- Where did I get this number from?
 - Not Wikipedia!

- How many ongoing civil wars as of 12/31/2018?
- 52
- Where did I get this number from?
 - Not Wikipedia!
- A **dataset**

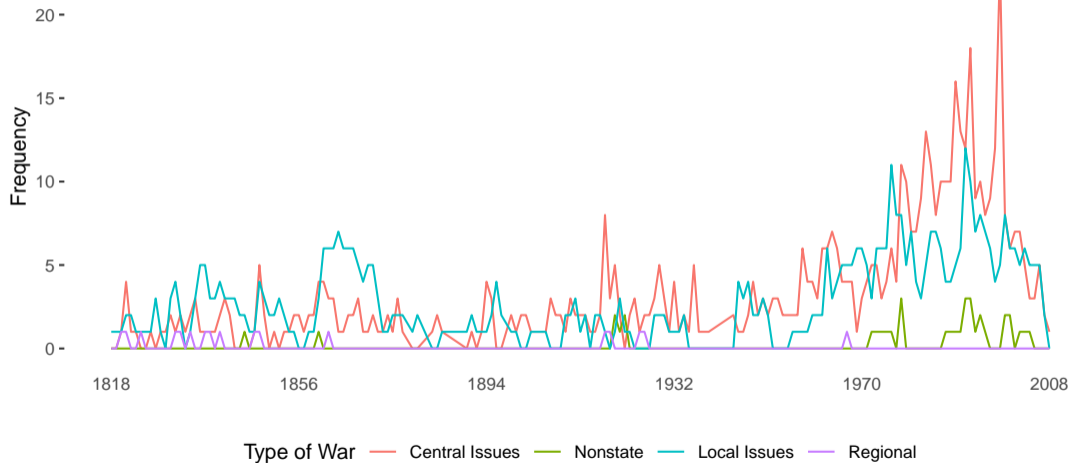
- How many ongoing civil wars as of 12/31/2018?
- 52
- Where did I get this number from?
 - Not Wikipedia!
- A **dataset**
- Data are the foundation of quantitative conflict analysis

- How many ongoing civil wars as of 12/31/2018?
- 52
- Where did I get this number from?
 - Not Wikipedia!
- A **dataset**
- Data are the foundation of quantitative conflict analysis
 - But what do we really know about them?

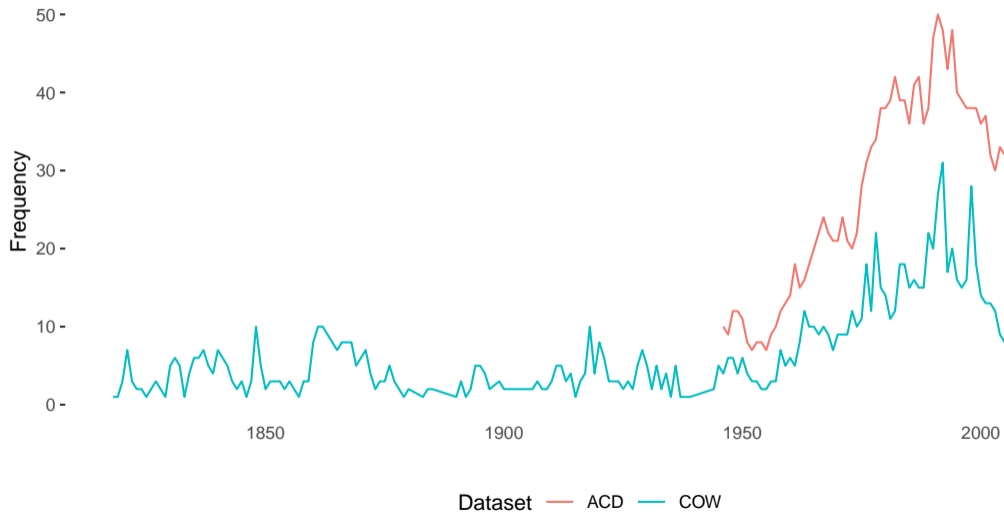
Civil war



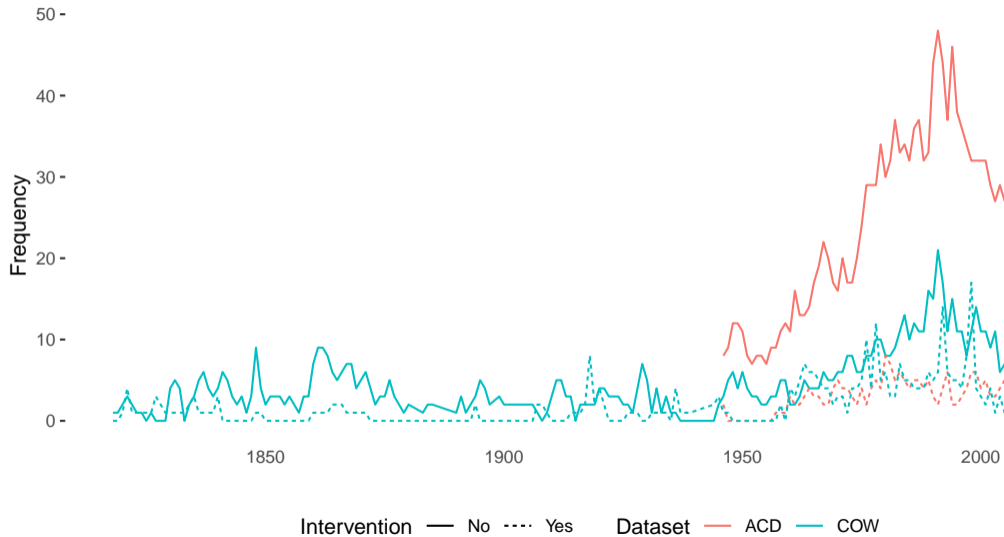
Or is it?



Two different stories



Interventions



What went wrong?

- Why do we have two (relatively) different stories about civil war?

What went wrong?

- Why do we have two (relatively) different stories about civil war?
- We're using two different datasets!

What went wrong?

- Why do we have two (relatively) different stories about civil war?
- We're using two different datasets!
- Datasets aren't identical

What went wrong?

- Why do we have two (relatively) different stories about civil war?
- We're using two different datasets!
- Datasets aren't identical
- In fact, they can be very different!

The data

##	conflict_id	gwno_loc	year	incompatibility	type_of_conflict
## 1	13637	700	2015	1	4
## 2	13637	700	2016	1	4
## 3	13637	700	2017	1	4
## 4	13637	700	2018	1	4
## 5	333	700	1978	2	3
## 6	333	700	1979	2	3
## 7	333	700	1980	2	4
## 8	333	700	1981	2	4
## 9	333	700	1982	2	4
## 10	333	700	1983	2	4

The data

##	conflict_id	gwno_loc	year	incompatibility	type_of_conflict
## 1	13637	700	2015	1	4
## 2	13637	700	2016	1	4
## 3	13637	700	2017	1	4
## 4	13637	700	2018	1	4
## 5	333	700	1978	2	3
## 6	333	700	1979	2	3
## 7	333	700	1980	2	4
## 8	333	700	1981	2	4
## 9	333	700	1982	2	4
## 10	333	700	1983	2	4

- What does any of this even mean?
- We can find out with a **codebook**

- Codebooks are the secret key to understanding data

- Codebooks are the secret key to understanding data
- They tell us what those numbers in the previous slide mean

- Codebooks are the secret key to understanding data
- They tell us what those numbers in the previous slide mean
- Incompatibility: the fundamental political disagreement at the root of the conflict

- Codebooks are the secret key to understanding data
- They tell us what those numbers in the previous slide mean
- Incompatibility: the fundamental political disagreement at the root of the conflict
 - 1: government

- Codebooks are the secret key to understanding data
- They tell us what those numbers in the previous slide mean
- Incompatibility: the fundamental political disagreement at the root of the conflict
 - 1: government
 - 2: territory

- Codebooks are the secret key to understanding data
- They tell us what those numbers in the previous slide mean
- Incompatibility: the fundamental political disagreement at the root of the conflict
 - 1: government
 - 2: territory
 - 3: government and territory

- UCDP/PRIO Armed Conflict Dataset version 19.1

- UCDP/PRIO Armed Conflict Dataset version 19.1
 - <https://ucdp.uu.se/downloads/>

- UCDP/PRIO Armed Conflict Dataset version 19.1
 - <https://ucdp.uu.se/downloads/>
- COW Intra-State War Data

- UCDP/PRIO Armed Conflict Dataset version 19.1
 - <https://ucdp.uu.se/downloads/>
- COW Intra-State War Data
 - <https://correlatesofwar.org/data-sets/COW-war>

- UCDP/PRIO Armed Conflict Dataset version 19.1
 - <https://ucdp.uu.se/downloads/>
- COW Intra-State War Data
 - <https://correlatesofwar.org/data-sets/COW-war>
- Find the codebook on each site

- UCDP/PRIO Armed Conflict Dataset version 19.1
 - <https://ucdp.uu.se/downloads/>
- COW Intra-State War Data
 - <https://correlatesofwar.org/data-sets/COW-war>
- Find the codebook on each site
 - Download it at and see if you can figure out why the two datasets have such different war counts

No really, get the data

- You can also download the actual data

- You can also download the actual data
 - They come as a .csv file, but you can open this in Excel or Google Sheets

- You can also download the actual data
 - They come as a .csv file, but you can open this in Excel or Google Sheets
- Find your civil war!

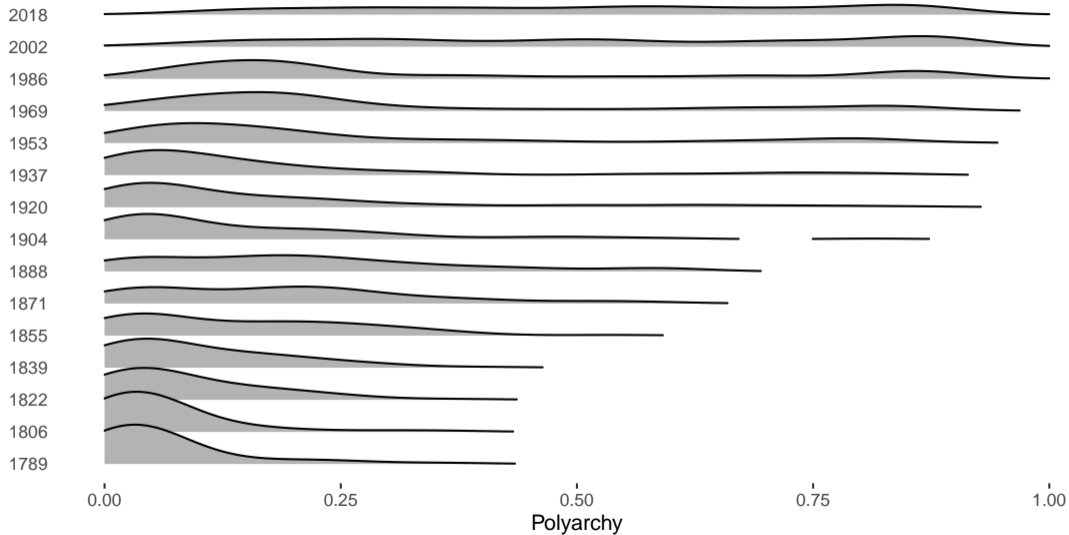
- You can also download the actual data
 - They come as a .csv file, but you can open this in Excel or Google Sheets
- Find your civil war!
 - Does it appear in both data sets?

- You can also download the actual data
 - They come as a .csv file, but you can open this in Excel or Google Sheets
- Find your civil war!
 - Does it appear in both data sets?
- You don't have to do any quantitative analysis for your paper, but being able to describe your conflict can be useful

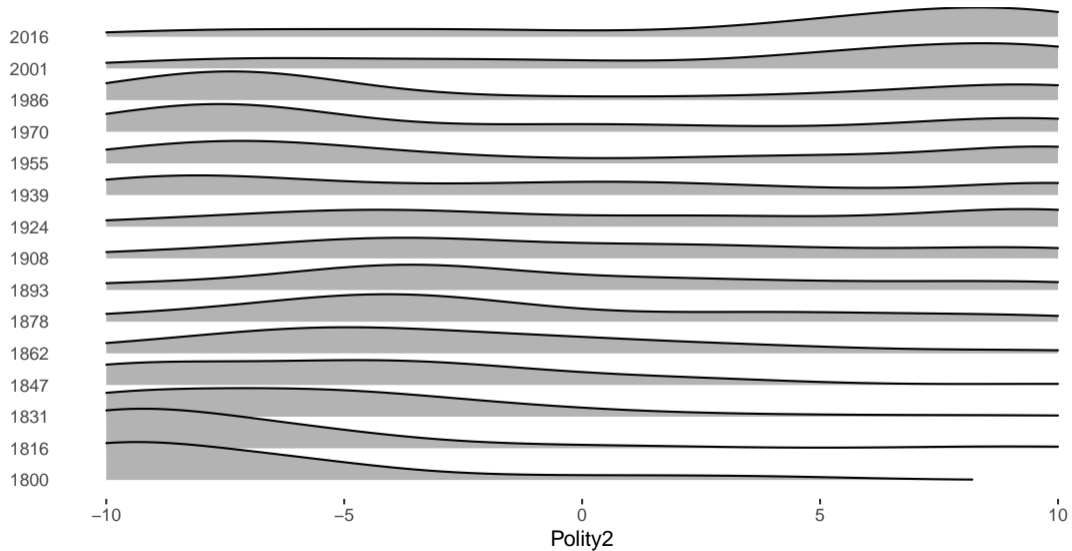
No really, get the data

- You can also download the actual data
 - They come as a .csv file, but you can open this in Excel or Google Sheets
- Find your civil war!
 - Does it appear in both data sets?
- You don't have to do any quantitative analysis for your paper, but being able to describe your conflict can be useful
 - e.g. there were two other conflicts occurring simultaneously in the country during your conflict

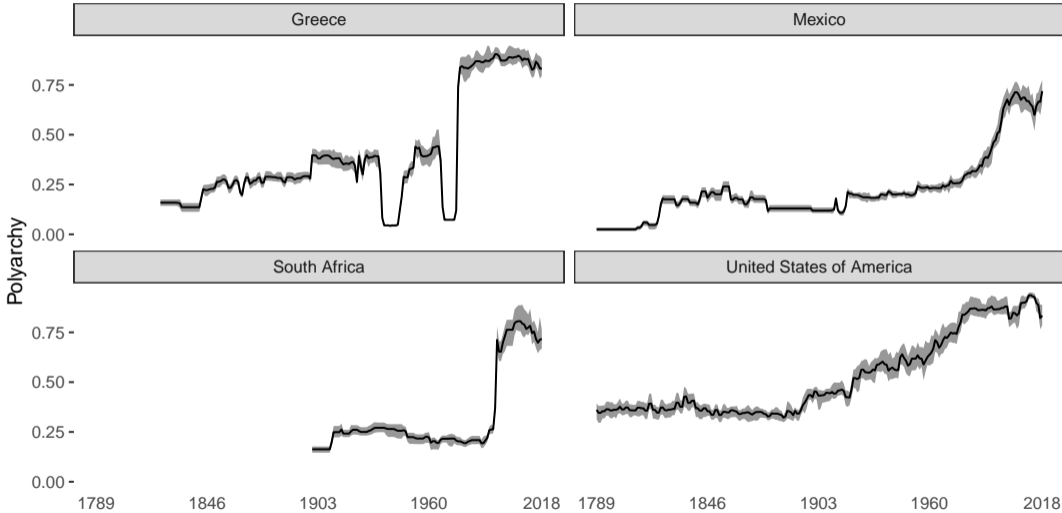
Democracy Through the Years



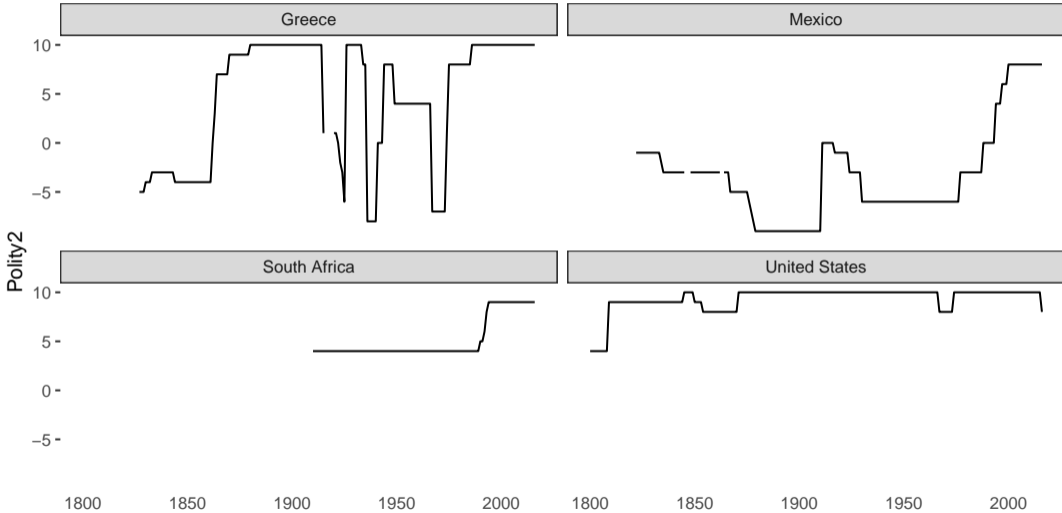
Or is it?



V-DEM Polyarchy



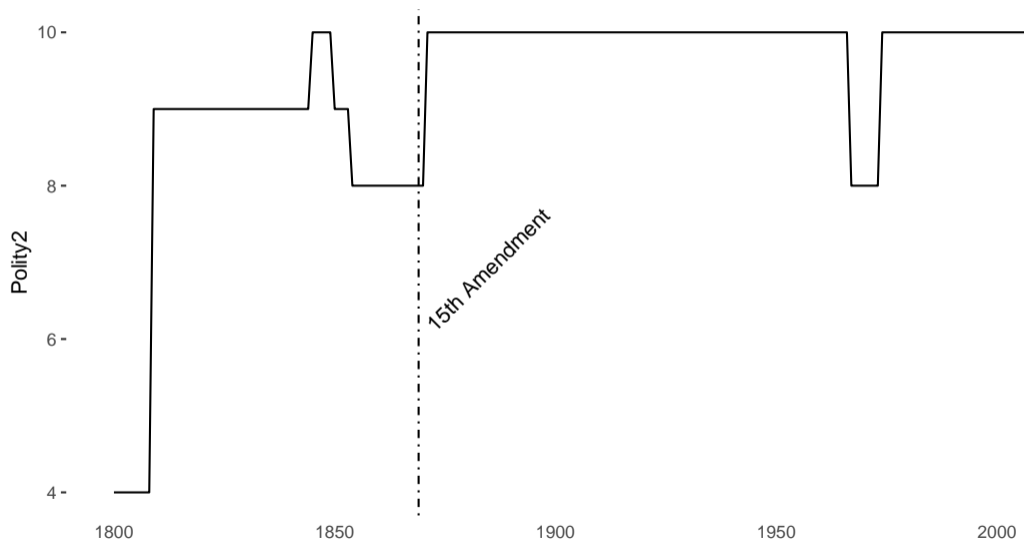
Polity Scores



United States Polity Score



United States Polity Score



United States Polity Score

